

## 5.2 Type code 2AD104

[illegible]

Fig. 5-2: 2AD104 Type code (1)

Abbrev. Column

→

1

2

3

4

5

6

7

8

9

10

1

2

3

4

5

6

7

8

9

10

1

2

3

4

5

6

7

8

9

10

Example:

2

A

D

1

0

4

B

-

B

0

5

O

B

1

-

C

S

O

6

-

A

2

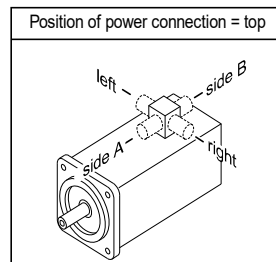
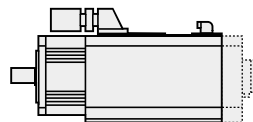
N

1

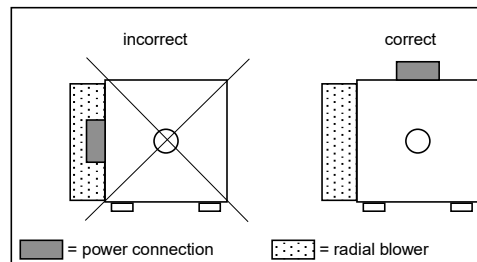
Note:

- ① Motor length "B" with cooling mode "E" is only available with axial blower
- ② Mounting style "B05" is only available with position of power connection "O"
- ③ Mounting style "B35" is only available with cooling mode "1" and "4" (= axial blower, blowing)
- ④ Looking from front onto driven shaft (see picture 1)
- ⑤ Cooling mode "radial blower": the position of the blower may not be that of the power connection (see picture 2)
- ⑥ Cooling mode "E" is only available with junction box (C, D, E and F) and motor encoder "8" and "C"
- ⑦ Motor encoder "8", "9" and "C" are only available with cooling mode "E" and driven shaft "with shaft sealing ring"
- ⑧ Vibration severity grade "3" is only available with motor length "B" and "C"

Illustration example: 2AD104



Picture 1



Picture 2

INN-41-01-T10-04-M11-2AD4.EPS

Fig. 5-3: 2AD104 Type code (2)

**Note:**

- Detailed explanations of individual options are contained in Chapter 4 “Definitions”.
- Check that the individual options are available before ordering from your BOSCH REXROTH sales representative.